

Data Sheet



# DTH-1152

10.1-inch  
Pen & Touch  
Display



WACOM® for Business

# DTH-1152

*Compact, durable  
electronic document  
handling*











## Product Overview

The DTH-1152 provides both pen and touch input in a compact pen display for convenience when reviewing, annotating and applying electronic signatures to digital documents. Users can write, draw, annotate, and sign electronic documents directly on screen. The 10.1" Full HD LCD screen has a hardened surface that provides outstanding durability and a paper-like feel. The built-in HDMI video interface also enables the DTH-1152 to be integrated seamlessly into VDI/RDS and Linux systems.












## Key Features & Benefits

- **Optimal user comfort** with the 10.1" color Full HD LCD panel that allows easy document viewing and signing, drawing and annotating directly on the screen
- **Intuitive input** with multi-touch functionality for easy navigation and support for common gestures
- **Outstanding durability via the** scratch-resistant hardened cover glass that provides easier viewing in different lighting conditions and a paper-like feel
- **Flexible installation** via the HDMI video interface that allows seamless integration into any system including Citrix, VMware or Linux, and support for VCP (Virtual Com Port) connection for use in legacy VDI/RDS environments
- **Enhanced stability** with cable protection that prevents accidental disconnections
- **Convenient usage** with landscape and portrait mode, and built-in VESA mounting holes also provide mounting options and the use of third-party stands









## General Specifications

	Dimensions (W x H x D, excluding stand)	11.0 x 8.3 x 0.6 inches / 280 x 210 x 16 mm
	Weight (including stand)	2.1 lbs / 960 g
	Stand inclination	15° integrated stand
	Power supply	AC 100 ~ 240 V, 50/60 Hz
	Power consumption	10 W (full loading), Power Save mode: 0.5 W or lower, Power OFF mode: 0.5 W or lower
	Communication interface	USB 2.0
	Programmable buttons	NA
	Supported operating systems	Windows 10 / 8.1 / 7 (32-bit, 64-bit) Mac OSX 10.11 or later







## LCD Screen

	LCD Panel Type	AHVA
	Touch Input	Yes
	Cover glass surface	Tempered AG etched glass
	Aspect ratio	16:9
	Native resolution	1920 x 1080 pixels
	Video input	HDMI
	Viewing angles (horizontal/vertical)	170° / 170°
	Colours	16.7M colors
	Luminance (brightness)	0.13 cd/in <sup>2</sup> / 200 cd/m <sup>2</sup> (typical)
	Contrast ratio	1000:1 (typical)
	Response time	N/A

## Tablet and Pen

	Technology	Electromagnetic Resonance (EMR)
	Screen dimensions	10.1" diagonal (8.8 x 5.0 inches / 223 x 126 mm)
	Coordinate resolution	2540 lpi
	Coordinate accuracy	±0.02 inches / ±0.5 mm (center)
	Report rate	200 points per second
	Pressure levels	1024
	Encryption	AES 256 / RSA 2048
	Reading height	0.2 inches / 5 mm (center)

## Miscellaneous

	Pen storage	Integrated pen compartment, pen stand
	Security lock slot	Yes, Kensington
	Mounting system	VESA 2.95 inches / 75 mm
	Signature software compatability	Compatible with signature / eSign software and Wacom sign pro PDF; C++, .NET and Java SDK/API available for developers
	Drivers	Wacom driver required,, SDK/API available for developers
	Package content	DTH-1152, Pen, Pen tether, Extra pen nibs Nib removal tool, 3-in-1 cable, AC power adapter, Power cable, Quick Start Guide, IPI

Energy efficiency class and information for COMMISSION REGULATION (EU) 2019/2013

